





Pábitel Photography
STYLE GUIDE



color palette



Dressing in the same colors is a lot of people's go-to for photos, but please **do not** hop on that band wagon! Trust me when I say, your photos will look 1,000 times better if, instead of going matchy-matchy, you opt for a color palette.

Your palette should be made up of about four colors. I typically recommend rich earth tones and pastels. There are also colors to avoid though! I suggest staying away from bright colors (think rainbow or stop sign red) and neons.

The palettes above were taken from real-life sessions I have photographed and are great examples of colors that work well together. To see more examples of coordinating colors, visit the *clients* page on my website, where you will find a link to my *What to Wear* Pinterest board.

materials + patterns



My first piece of advice is to avoid shiny or reflective materials. Matte materials tend to absorb light better, making for rich and vibrant photos. Cotton, polyester, satin, mesh, and nylon are all great choices, and lace...well, lace is *always* welcome.

When selecting articles of clothing, stay clear of anything heavily patterned. Solid colors with delicate details such as pearls, sparkles, and lace trims work best. Flannels are also a great option if coordinated correctly. Remember, we don't want matchy-matchy. If one person wears flannel, consider putting someone else in a solid color.

accessories

Delicate accessories look beautiful in photos. Pearls and thin silver or gold chains with small pendants are elegant while bold, colorful jewelry such as thick bangles or statement necklaces can be overpowering. Avoid wearing Fitbits, Apple Watches, baseball caps, and tennis shoes.

do's + don'ts



do...

- make sure your clothes are ironed.
- wear an undershirt with a button-up shirt.
- dress like the best version of yourself.
- have your hair parted and brushed.
- remember that you have access to Pábitel Photography's client closet!

don't...

- spray tan within at least 24 hours of your session.
- wear undergarments that create lines.
- wear baseball caps, tennis shoes, Apple watches, Fitbits, or hair ties.
- wear shirts with logos on them.
- wear leggings if you can help it.
- hesitate to ask questions!

vision board



When a contract is signed for the Timeless package, styling assistance is included. This means that I am essentially your right-hand girl for finding the perfect outfits for your session! As your assistant stylist, I will take your personalities and session location(s) into consideration to create a personalized Pinterest board for your session. This board will be filled with links to articles of clothing and color palettes that will work well for your upcoming session.

If your session does not include styling assistance, this is something I recommend doing for yourself! Seeing different color options and clothing pieces side-by-side can really help you to visualize your session and plan the perfect outfits.